CAPABILITY BROCHURE 2026

Furniture Solutions

TO CREATE BETTER WORKPLACES.



rhino INTERIORS GROUP

Furniture Expertise.
Workplace Thinking.

The right products are only half the answer.
How your space is used shapes the rest.

BRINGING THE TWO TOGETHER STARTS WITH A FEW KEY QUESTIONS.

WHAT ARE

The Challenges?

EVERY PROJECT IS DIFFERENT, BUT MOST SHARE THE SAME FOUR CONSIDERATIONS.



Q1

Where do we start?

With so many products, layouts and suppliers to choose from, it can be hard to know where to begin.



Q2

Will it fit our budget?

Getting the right balance of quality, cost and value is often the biggest pressure on a project.



Q3

Will it work in our space and building?

Every building has its own constraints, from layout and access to power and how people move around.



Q4

Will it feel like us?

Furniture should reflect your brand and culture, rather than feel like an off-the-shelf office.

The Answers

HOW WE APPROACH EACH ONE.









A1

Q1 Where do we start?

Start with a specialist

Our specialist furniture team brings in-depth product knowledge to every project, handling the details throughout.

A2

Q2 Will it fit our budget?

Value at every price point

We work to your budget, advise on cost and value, and help you invest where it makes the biggest difference.

A3

Q3 Will it work in our space and building?

Designed to fit your space

Backed by our fit-out experience, we understand buildings as well as furniture, and plan everything to work with your space.

A4

Q4 Will it feel like us?

Finished to feel like you

Every piece and finish is chosen to bring your brand to life and reflect who you are as a business.

WHAT WE DO

Our Services

Specify

Choosing products and finishes

- Budget planning
- Finishes & samples
- Showroom visits
- Ergonomics & wellbeing
- Sustainability
- Reuse & refurbishment

Plan

Planning how your space works

- 2D furniture layouts
- 3D visualisation
- Rhino Edge AI workplace insight
- Test fits

Integrate

Working with the interior

- Interior finish recommendations
- Interior styling
- Brand integration
- Power & data coordination
- Planting & biophilia

Deliver

From order through to move-in

- Project management
- Delivery & installation
- Removals, relocations & recycling
- Aftercare & support









START TO FINISH

Our 4D Process

Every furniture project is different.

But every successful project follows the same journey.

01

Discover »

Understanding how you work

We learn how your people work today and what they'll need tomorrow, then shape a furniture brief around your goals.

02

Design »

Layouts, finishes and samples

We develop your brief into a scheme you can see and touch, balancing comfort, function, brand and budget.

03

Deliver »

Ordering, logistics and installation

A dedicated team manages each stage on site, including packaging removal, from start to finish.

04

Destination »

Aftercare and changes over time

We help your team settle in, with warranty support and reconfiguration as your business evolves.

Our Manufacturers

Allermuir
FRÖVI
MillerKnoll
Flokk
connection
orangebox
O/I NaughtOne
SENATOR
HermanMiller
Humanscale
vepa the furniture factory
deadgood
boss design
narbutas
BISLEY
ondarreta
NEW DESIGN | GROUP
oe
MUUTO
hushoffice
sixteen3
modus
HAY
Andreu World

As an independent dealership, we have access to the entire market, sourcing products from manufacturers all over the world.

That means impartial advice, and furniture chosen for your space, your people and your budget. Above are just a few of the partners we work with.

SEE IT. FEEL IT.

Showroom Visits

Choose with confidence.

Seeing furniture in person makes it easier to decide. We arrange visits to showrooms in London and Manchester, where you can try products side by side, compare fabrics and finishes, and get to know the brands first-hand.













LOCATIONS

- **London**
  Clerkenwell design district
- **Manchester**
  City centre showrooms



CASE STUDIES

Calor

The Challenge

Calor Gas wanted to modernise their office and move towards a working style that suited today's teams, including accommodating hybrid working. With a large footprint to work with, the challenge was keeping the space feeling connected and consistent throughout - no area more "furnished" than another - rather than feeling like a series of disconnected zones.

The Response

1. Consistent furniture provision across all areas, including matching levels of booths and pods, ensuring no team felt short-changed on facilities.

2. Pods introduced as a modern furniture solution, giving Calor Gas a space-efficient way to support focused and private work.

3. A repeated furniture palette used throughout the space, with varying colours introduced to keep the large footprint feeling connected while adding visual interest







CASE STUDIES

MiTek

The Challenge

MiTek needed a furniture solution that worked seamlessly within their newly built space and brought teams from opposite sides of the building together. A consistent environment across all areas was essential, so no team felt separated or worked in a different standard of space. Just as importantly, they wanted a workplace where employees felt valued and invested in - encouraging everyone to embrace the new location and enjoy coming into work.

The Response

1 An open-plan layout with strategically placed dividers, breaking up the space to support focus without losing connection.

2 Height-adjustable desking and adjustable monitor arms for ergonomic, comfortable workstations throughout.

3 Close design integration with the existing building, including finishes workshops to ensure furniture finishes aligned with the wider scheme.









CASE STUDIES

Pavers

The Challenge

Pavers wanted their workspace to feel unmistakably “Pavers” - a space that reflected their brand identity, not just a generic office fit-out. They also wanted furniture to support a completely new way of working for the team, encouraging people away from their desks and into more collaborative, cross-departmental settings.

The Response

1 With the desk count met, the remaining space went to collaboration: high and low tables and soft seating to bring different departments together

2 To balance this, drop-in focus tables were set away from busy routes on both floors for quieter work

3 Furniture finishes followed a carefully considered, brand-led colour palette, tying every area together and reinforcing Pavers’ identity







OUR MANUFACTURING PARTNERS

Steps to Sustainability

Helping our clients reduce waste, extend furniture life and make more sustainable investment decisions.



RECYCLED AND RECYCLABLE MATERIALS

Deadgood have been adopting sustainable practices from day one and have a philosophy of continuous improvement.



FURNITURE RECONDITIONING

Sustains' refurbishment service allows clients to improve the condition and performance of furniture originating from a variety of manufacturers.



MINIMISED WASTE PRODUCTION

Vepa strive for a completely zero-waste business operation.

Let’s create a workplace that works harder for your people.

Grace Aston

Furniture Manager

M: 0790 565 7299 **T:** 0121 728 9977

E: grace.aston@rhinooffice.co.uk

www.rhinooffice.co.uk





CAPABILITY BROCHURE 2026

rhino
INTERIORS GROUP